

V International Scientific and Technical Conference Actual Issues of Power Supply Systems

Electrical and Photovoltaic Properties of Silicon Incorporating Binary Band-Gap Compounds

AIPCP25-CF-ICAIPSS2025-00173 | Article

PDF auto-generated using **ReView**



Electrical and Photovoltaic Properties of Silicon Incorporating Binary Band-Gap Compounds

Giyosiddin Kushiev^{1, a)}, Nurullo Zikrillaev¹, Kutub Ayupov¹, Bahrom Abdurakhmanov, Bobir Isakov¹, Stansilav Tachilin¹, Ernazar Kosbergenov², Feruza Urakova¹,

¹ Tashkent state technical university named after Islam Karimov, Tashkent, Uzbekistan

² National University of Uzbekistan named after Mirzo Ulugbek, Tashkent, Uzbekistan

^{a)} Corresponding author: giyosiddinabdivaxoboglit@gmail.com

Abstract. The fabrication of binary compounds such as $A^{\text{IV}}B^{\text{VI}}$ and $A^{\text{III}}B^{\text{V}}$ for solar cell applications requires high energy consumption and costly technological infrastructure, significantly increasing the overall production cost of photovoltaic devices. Therefore, the development of alternative materials with superior electrophysical and photoelectric properties is essential for creating highly efficient single-junction solar cells. Studies on silicon samples co-diffused with gallium and phosphorus have demonstrated the in-situ formation of GaP binary compounds, which markedly modify the intrinsic properties of the silicon matrix. This phenomenon highlights promising opportunities for designing new classes of optoelectronic and photovoltaic devices. By employing a two-stage, low-temperature diffusion technique, the optimal thermodynamic parameters necessary for synthesizing gallium–phosphorus binary compounds within silicon were established. This innovative approach enabled the formation of a heterojunction structure directly inside the silicon substrate, opening new pathways for material engineering and improving the performance of silicon-based solar cells enriched with Ga–P compounds. Additionally, technological protocols were developed for producing silicon samples containing binary compounds on the surface and within the near-surface region. This strategy enhanced the samples' sensitivity to short-wavelength solar radiation. Determining the optimal parameters for silicon modified with GaP compounds has laid a scientific foundation for the development of high-efficiency photovoltaic devices. Moreover, the research confirms the potential of GaP-containing silicon synthesized through gas-phase diffusion for creating photodetectors with a broad spectral response and high operational efficiency.

INTRODUCTION

Generating electricity from renewable energy sources (RES) has gained significant traction globally in the 21st century. The rationale and feasibility of transitioning to renewable energy sources are primarily supported by several factors: the gradual depletion of hydrocarbon fuel reserves, the rapid growth of the global population leading to an increased demand for electricity, and the concerning rise in the "greenhouse effect" due to the accumulation of carbon dioxide (CO₂) in the atmosphere

According to the UN classification, RES encompass the following categories:

Biomass energy.

Energy derived from the seas and oceans (tides and currents).

Energy harnessed from terrestrial water flows (micro-hydropower plants <1 MW).

Geothermal energy.

Natural energy derived from plantations (biomass of plants and trees for combustion).

Secondary thermal energy released from various installations.

Peat energy.

Wind energy.

Solar energy.

Of these renewable sources, solar energy, recognized as the most environmentally friendly, is poised to become

the predominant energy source for humanity, both in the near and distant future. Despite the higher cost of energy derived from renewable sources compared to hydrocarbon-based electricity, the utilization of solar energy for electricity generation is experiencing rapid growth. Scientists and experts from around the world are actively exploring new technologies to procure materials for developing highly efficient solar cells and to reduce the associated electricity generation costs [1-6].

Currently, over 90% of ground-based photovoltaic plants operate utilizing silicon photovoltaic cells. However, the widespread adoption of silicon photovoltaic cells in photovoltaics is hindered by their relatively modest efficiency, which has reached approximately ~20% at the industrial level and around ~25% under laboratory conditions [7-16].

EXPERIMENTAL RESEARCH

Nevertheless, silicon remains the primary material among the potential semiconductor materials for solar cell production. A comprehensive analysis of literature data reveals that the limited efficiency of silicon solar cells is predominantly attributed to the fundamental parameters of this material (refer to Table 1), characterized by a narrow band gap, an indirect band gap structure, and low carrier mobility (in comparison to AIIIBV semiconductor compounds). Consequently, it can be argued that without altering the fundamental parameters of silicon, achieving higher efficiency in solar cells based on it is exceedingly challenging [17-25].

Table 1. Main fundamental parameters of semiconductor material

Semiconductor material	Forbidden gap width Eg, eV	Electron mobility, μ_n , cm ² /V·s	Zone structure
Si	1.12	1300	Indirect zone
GaP	2.26	110	Direct zone
GaAs	1.42	8500	Direct zone
GaSb	0.87	5000	Direct zone
InP	1.35	4600	Direct zone
InSb	0.17	80000	Direct zone
InAs	0.36	3300	Direct zone

In our quest to produce silicon with binary compounds of elements from the AIII and BV groups, we conducted an assessment of the fundamental conditions required for their formation within the silicon lattice [26-28].

Theoretical calculations and scrutiny of existing experimental findings have highlighted several prerequisites for obtaining binary compounds of elements from groups III and V within silicon:

1. The combined covalent radii of the atoms from groups III and V should closely approximate the sum of two silicon atoms' covalent radii, expressed as:

$$(R_{III} + R_V) \approx 2R_{Si}.$$

2. The electronegativity of atoms from groups III and V should not markedly deviate from that of silicon atoms.

3. The solubility and diffusion coefficients of atoms from groups III and V within silicon, along with their solubility, should closely align.

4. Higher concentrations of atoms from groups III and V are preferable, as lower concentrations diminish the likelihood of binary compound formation during diffusion doping.

5. The stability of formed binary compounds should escalate with increasing bond energy between impurity atoms while decreasing with the rise of impurity-silicon bond energy.

Drawing from these criteria, we evaluated the potential for forming binary compounds composed of elements from groups III and V within a silicon lattice:

- Optimal pairs include BBi, AlP, and GaP.
- Viable pairs encompass BSb, AlAs, and GaAs.
- Feasible pairs consist of BAs, GaSb, and InP.
- Unfavorable pairs involve the remaining elements from groups III and V in various combinations.

The binding energy of atoms involved in binary compounds can significantly differ from those of original silicon atoms, thereby enabling the attainment of distinct energy band gaps based on the chemical bonding energy of impurity atoms within the tetrahedral unit cell of silicon (see Fig.1).

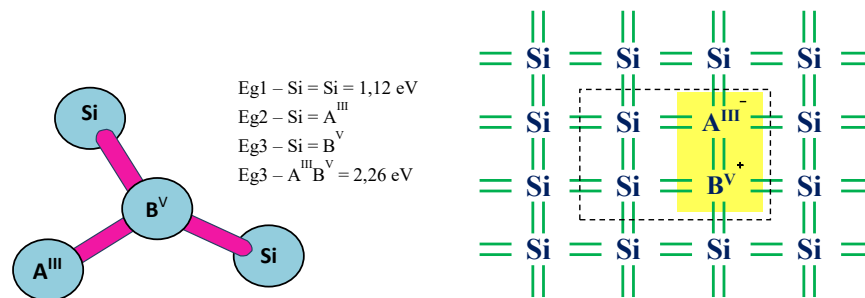


Figure.1. a-binary compounds of type $\text{A}^{\text{III}}\text{B}^{\text{V}}$ in a silicon lattice, b-tetrahedral silicon cell with binary compounds $\text{A}^{\text{III}}\text{B}^{\text{V}}$

Samples of silicon doped with phosphorus and gallium impurity atoms were acquired through diffusion from the gas phase within evacuated quartz ampoules. The residual gas pressure in the ampoules did not exceed $P = 10\text{-}5\text{-}10\text{-}6 \text{ mm Hg}$. It is recognized that the maximum concentration of impurity atoms in semiconductors is constrained by their solubility limit, contingent on the diffusion temperature and the characteristics of the impurity atoms. At a certain diffusion temperature, the concentration of soluble impurity atoms reaches a peak, beyond which any further temperature increase leads to a decline in their concentration [29-31].

Before diffusing phosphorus and gallium atoms into silicon, the theoretical distribution of the concentration of these impurities in silicon was calculated using the Mathcad program. Figure 2 illustrates typical results of theoretical calculations depicting the distribution of concentrations of phosphorus and gallium impurity atoms after sequential diffusion into the original KEF-100 grade silicon. The diffusion temperature for phosphorus impurity atoms was set at $T = 1000 \text{ }^{\circ}\text{C}$, with a diffusion duration of $t = 2 \text{ hours}$, followed by calculations for the subsequent stage of gallium impurity atom diffusion at $T = 1250 \text{ }^{\circ}\text{C}$ for $t = 4 \text{ hours}$ [32-36].

However, the sequential method of diffusing phosphorus and gallium impurity atoms is technologically complex and unsuitable for achieving high and uniform concentrations of these impurities, which are necessary to obtain the maximum concentration of the formed binary compounds. Therefore, in further experiments, the method of simultaneous diffusion of both impurities was employed. The diffusant utilized was the chemical compound GaP deposited onto the surface of the original silicon sample.

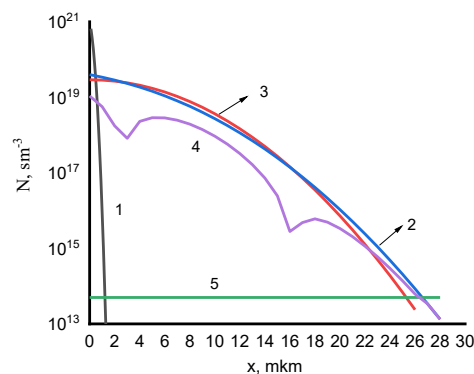


Figure 2. Concentration distributions of impurity atoms after diffusion into silicon, obtained by calculation: 1 – for phosphorus atoms ($T = 1000 \text{ }^{\circ}\text{C}$, $t = 2 \text{ hours}$), 2 – distribution of phosphorus atoms after additional thermal annealing ($T = 1250 \text{ }^{\circ}\text{C}$, $t = 4 \text{ hours}$), 3 – for gallium atoms ($T = 1250 \text{ }^{\circ}\text{C}$, $t = 4 \text{ hours}$), 4 – gallium atoms in silicon, pre-diffusion doped with phosphorus atoms, 5 – original silicon (KEF-100).

To apply onto the surface of the original silicon, gallium phosphide (GaP) was utilized, which was prepared as a powder with grains ranging from 200 to 300 microns in size, obtained by crushing pure single-crystalline gallium

phosphide of the FGEC-1-17 grade. A GaP layer approximately 1 μm thick was deposited onto the surface of the original silicon through vacuum-thermal evaporation of the powder using a VUP-5 vacuum setup equipped with a quartz boat and a tungsten heater. During the heating process, the GaP powder evaporates from the surface of the silicon substrate and also settles on the cooler parts of the inner surface of the quartz boat. As the heating progresses, the surface temperature of the quartz boat rises, causing GaP to evaporate from the boat's surface. During the re-sputtering process, partial decomposition of GaP binary compounds into individual atoms occurs on the boat's surface, resulting in noticeable darkening of the resulting film. In such instances, the GaP deposition process on silicon was halted using a shutter as soon as noticeable darkening commenced. In our scenario, the deposited film exhibits a yellow hue, characteristic of pure single-crystal gallium phosphide.

The simultaneous diffusion of phosphorus and gallium impurity atoms was conducted within the temperature range of $T = 1000 - 1250^\circ\text{C}$ and for a duration of $t = 1-10$ hours. Subsequent to diffusion, the surface of the silicon samples was cleansed of potential residual contaminants using a chemical solution comprising 30% HCl and 70% HNO₃, followed by a rinse in a 10% aqueous solution of HF acid.

Analysis of numerous experimental datasets has revealed that the formation of electrically neutral GaP binary compounds necessitates additional thermal annealing at relatively lower temperatures than the diffusion temperature. This annealing temperature for impurity atoms of phosphorus and gallium falls within the range of $T = 850 - 900^\circ\text{C}$. It has been established that thermal annealing at higher temperatures ($T > 1000^\circ\text{C}$) results in the decomposition of the formed binary compounds.

The results of measuring the absorption spectra of the obtained samples on a Shimadzu 1900i spectrometer revealed that the absorption spectrum of silicon with binary GaP compounds indeed differs from the absorption spectrum of the original silicon (Fig. 3). Using the Taus method (Formula 1), the band gap of the original silicon, pure single-crystal gallium phosphide, and silicon doped with impurity atoms of phosphorus and gallium, obtained through the simultaneous diffusion method, was calculated from the acquired absorption spectra.

Equations for the dependence of the absorption spectrum on the band gap (Taus method)

$$(\alpha \cdot hv)^n = K(hv - E_g) \quad (1)$$

$$E_g = \frac{K(hv - (\alpha hv)^n)}{K} \quad (2)$$

where α is the coefficient of the absorption spectrum, $h\nu$ represents the photon energy, n denotes the index of the band structure of semiconductors (where $n = 2$ signifies a direct-gap semiconductor, and $n = 1/2$ indicates an indirect-gap semiconductor), K is the proportionality coefficient, and E_g represents the band gap of the semiconductor. The resulting calculated values of the band gap were as follows: for initial silicon – 1.126 eV, for single-crystal pure gallium phosphide – 2.255 eV, and for silicon doped with impurity phosphorus and gallium atoms – 1.173 eV.

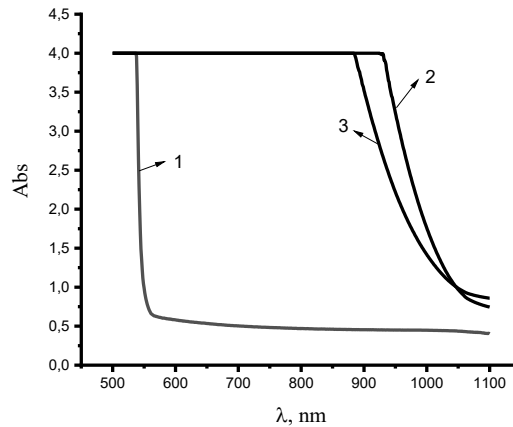


Figure 3. Absorption spectrum of a pure crystal of gallium phosphide (curve 1), initial single-crystalline silicon (curve 2) and silicon with binary compounds of atoms doped with impurity atoms of phosphorus and gallium (curve 3).

Based on calculations of the absorption spectrum of silicon doped with gallium and phosphorus impurity atoms,

it was established that the energy value of the band gap is equal to $E_g = 1.173$ eV, which is 10.7% greater than that of the original silicon. These research results indicate that the formed GaP binaries in silicon have different binding energies between gallium and phosphorus atoms depending on the concentration of the formed binaries.

From the analysis of the research results obtained, it can be assumed that in silicon samples doped with impurity gallium and phosphorus atoms, the band gap width varies from $E_{g1} = 2.26$ eV for the pure GaP binary compound on the silicon surface to the band gap width of pure silicon in the depth of the sample. This indicates the possibility of obtaining a graded-gap structure with a surface layer of silicon and, accordingly, the appearance of an electric field, which increases the coefficient of collection of current carriers in a silicon-based solar cell with GaP binary compounds (see Fig. 4).

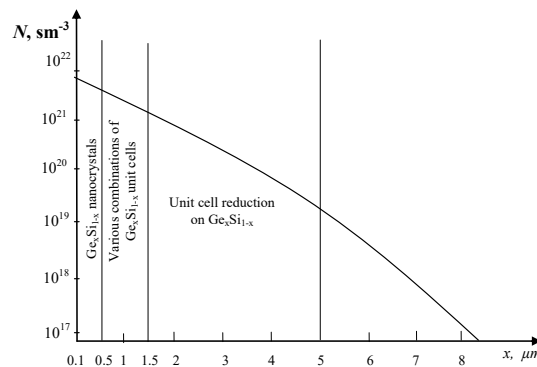


Figure 4. Distribution of formed GaP binary compounds on the surface and in the near-surface layer of silicon.

With further penetration into the silicon volume, the concentration of binary GaP compounds decreases exponentially. From the analysis of the obtained experimental research results, the distribution of the concentration of atoms of the GaP binary compound in silicon can be divided into four sections:

On the surface, where the concentration of GaP binary compounds is equal to or greater than the concentration of individual silicon atoms in the source material.

The concentration of binary compounds decreases, and neutral molecular compounds of the Si_2GaP type appear.

The number of neutral molecular compounds increases, and GaP binary compounds actually disappear.

A region mainly consisting of silicon atoms. This region may contain binary GaP compounds and neutral molecular Si_2GaP compounds, but their concentration is much lower than the concentration of the original silicon atoms.

These research results show that on the silicon surface, the concentration of GaP binary compounds will be quite large, and the chemical bond energy between gallium (Ga) and phosphorus (P) atoms has a different value than the chemical bond energy between silicon-silicon atoms, which is equal to the width band gap of silicon ($E_{g\text{Si}} = 1.12$ eV). From the analysis of literature data, it was established that the energy value of the band gap of pure binary compounds of gallium phosphide (GaP) is equal to $E_g = 2.26$ eV.

These research results are in good agreement with the results of theoretical calculations, which showed an increase in the band gap of silicon samples with binary compounds of gallium and phosphorus atoms.

An analysis of these research results shows that silicon samples doped with phosphorus and gallium impurity atoms make it possible to change the fundamental parameter (the energy value of the band gap) of silicon over a wide range, which leads to an expansion of the spectral range of photosensitivity to solar radiation. Additionally, using planar diffusion technology, it is possible to obtain heterovariz-gap structures in the near-surface layer of silicon doped with phosphorus and gallium impurity atoms.

Manufactured silicon-based solar cells with heterovariz-gap structures of GaP binary compounds increase their efficiency by increasing the spectral range of absorption of solar radiation. From the analysis of the results obtained, it was established that the formation of binary compounds of elements of groups III and V in silicon changes the fundamental parameters of the original silicon, enabling the replacement of existing materials based on binary semiconductor compounds in photoenergetics and the creation of photocells with high efficiency in converting solar radiation into electricity.

From the results of studies using a JSM-IT200 scanning electron microscope, the elemental composition of the

surface and near-surface layers of silicon doped with phosphorus and gallium impurity atoms showed the formation of GaP binary compounds. These results also confirm that a region enriched with impurity atoms of phosphorus and gallium appears on the surface and in the near-surface layer of silicon, which changes the fundamental parameters (band gap, band structure, and carrier mobility) in the original silicon. From the results of studies of the morphology of the silicon surface using an FM-Nanoview 1000 atomic force microscope, it was established that the sizes of the formed binary compounds depend on the concentration of impurity atoms and modes of diffusion doping technology and can range from several nanometers to several hundred nanometers.

CONCLUSIONS

The results of studies of silicon doped with gallium and phosphorus impurity atoms showed that a high concentration ($N \sim 10^{20} - 10^{21} \text{ cm}^{-3}$) of the formed binary compounds leads to a change in the fundamental parameters of the original silicon. These research results make it possible in the future to create photodetectors with a wide range of photosensitivity and efficient solar cells based on silicon with GaP-Si heterovariant-gap structures obtained by the diffusion of impurity gallium and phosphorus atoms.

Experimental results based on our calculations and our proposed technological solution for producing silicon with new fundamental parameters allow us to open the following directions:

REFERENCES

1. Zikrillayev, N.F., Koveshnikov, S.V., Trabzon, L., Mavlonov, G.Kh., Ismaylov, B.K., Ismailov, T.B., Urakova, F.E. Ferromagnetic Properties of Silicon Doped Manganese Atoms, Surface Engineering and Applied Electrochemistry, 2025, Vol. 61, No. 1. pp. 75–80. ISSN 1068-3755, <https://doi.org/10.3103/S1068375524700571>
2. Zikrillayev, N.F., Mavlonov, G.Kh., Trabzon, L., Koveshnikov, S.V., Kenzhaev, Z.T., Ismailov, T.B., Abduganiev, Y.A. MAGNETIC PROPERTIES OF SILICON WITH PARAMAGNETIC IMPURITY ATOMS, East European Journal of Physics, 2023, 2023(3), pp. 380–384, <https://doi.org/10.26565/2312-4334-2023-3-40>
3. B.A. Abdurakhmanov, A.Sh. Movlyanov, U.Kh. Sodikov, N. Norkulov. New materials for solar elements on the basis of silicon with CdS and ZnS quantum dots. Elektronnaya Obrabotka Materialov, (2005), 4, pp. 89-92.
4. B.A. Abdurakhmanov, M.K. Bakhadyrkhanov, Kh.M. Iliev, S.A. Tachilin, A.R. Toshev. Effect of stress on the Si solar cell parameters. Applied Solar Energy (English translation of Geliotekhnika), (2005), 41, 2, pp. 65-67.
5. F. N. F. Zikrillayev, Kh. F. Zikrillayev, F. E. Urakova, G. A. Kushiev, D. M. Shukurova, and B. Kh. Ibrahimova. Photovoltaic Cells Based on Silicon with Binary Compounds $\text{Ge}_x\text{Si}_{1-x}$. Surface Engineering and Applied Electrochemistry, 2025, Vol. 61, No. 2, pp. 234–239. © Allerton Press, Inc., 2025
6. G.H. Mavlonov, N.F. Zikrillayev, A.A. Usmonov, G.A. Kushiev, Kh.S. Turekeev. X-Ray and Raman Spectroscopy of $(\text{Si}_2)_{1-x}(\text{BP})_x$ Binary Compounds in Silicon.
7. N.F. Zikrillayev, Kh.M. Iliev, G.A. Kushiev, S.B. Isamov, S.V. Koveshnikov, B.A. Abdurakhmanov, B.O. Isakov. Study Of Photocells Based On $\text{Ge}_x\text{Si}_{1-x}$ Structures. Journal of Applied Science and Engineering. (2026), 29, 3, pp. 685 – 691. DOI:10.6180/jase.202603_29(3).0019
8. N.F. Zikrillayev, M.K. Khakkulov, B.O. Isakov. The mechanism of the formation of binary compounds between Zn and S impurity atoms in Si crystal lattice. East European Journal of Physics. (2023), 4, pp. 177 – 181. DOI: 10.26565/2312-4334-2023-4-20
9. N.F. Zikrillayev, S.B. Isamov, B.O. Isakov, T. Wumaier, Liang, Li wen, J.X. Zhan, T. Xiayimulati. New Technological Solution for the Tailoring of Multilayer Silicon-based Systems with Binary Nanoclusters Involving Elements of Groups III and V. Journal of Nano- and Electronic Physics. (2023), 16, 6, 06024. DOI:10.21272/jnep.15(6).06024
10. Kh.M. Iliev, N.F. Zikrillayev, K.S. Ayupov, B.O. Isakov, B.A. Abdurakhmanov, Z.N. Umarchodjaeva, L.I. Isamiddinova. Effect of GaSb Compound on Silicon Bandgap Energy. Journal of Nano- and Electronic Physics. (2024), 16, 2, 02004. DOI: 10.21272/jnep.16(2).02004
11. X.M. Iliyev, Z.B. Khudoynazarov, B.O. Isakov, M.X. Madjitov, A.A. Ganiyev. Electrodiffusion of manganese atoms in silicon. East European Journal of Physics. (2024), 2, pp. 384 – 387. DOI: 10.26565/2312-4334-2024-2-48
12. B.O. Isakov, X.M. Iliyev, Z.B. Khudoynazarov, G.A. Kushiev. Effective charge of Mn and Ni impurity atoms in silicon under the influence of an external electric field. East European Journal of Physics. (2025), 2, pp. 215 – 219. DOI: 10.26565/2312-4334-2025-2-23

13. G.H. Mavlonov, Kh.Kh. Uralbaev, B.O. Isakov, Z.N. Umarchodjaeva, Sh.I. Hamrokulov. Diffusion distribution of Cr and Mn impurity atoms in silicon. *East European Journal of Physics*. (2025), 2, pp. 237 – 241. DOI:10.26565/2312-4334-2025-2-27
14. X.M. Iliyev, S.B. Isamov, B.O. Isakov, U.X. Qurbonova, S.A. Abduraxmonov. A surface study of Si doped simultaneously with Ga and Sb. *East European Journal of Physics*, (2023), 3, pp. 303-307. DOI:10.26565/2312-4334-2023-3-29
15. X.M. Iliyev, V.B. Odzhaev, S.B. Isamov, B.O. Isakov, B.K. Ismaylov, K.S. Ayupov, Sh. I. Hamrokulov, S.O. Khasanbaeva. X-ray diffraction and Raman spectroscopy analyses of GaSb-enriched Si surface formed by applying diffusion doping technique. *East European Journal of Physics*, (2023), 3, pp. 363-369. DOI: 10.26565/2312-4334-2023-3-38
16. Zikrillayev, N.F., Koveshnikov, S.V., Trabzon, L., Mavlonov, G.Kh., Ismaylov, B.K., Ismailov, T.B., Urakova, F.E. Ferromagnetic Properties of Silicon Doped Manganese Atoms, *Surface Engineering and Applied Electrochemistry*, 2025, Vol. 61, No. 1, pp. 75–80. ISSN 1068-3755, <https://doi.org/10.3103/S1068375524700571>
17. Zikrillayev, N.F., Mavlonov, G.Kh., Trabzon, L., Koveshnikov, S.V., Kenzhaev, Z.T., Ismailov, T.B., Abduganiev, Y.A. MAGNETIC PROPERTIES OF SILICON WITH PARAMAGNETIC IMPURITY ATOMS, *East European Journal of Physics*, 2023, 2023(3), pp. 380–384, <https://doi.org/10.26565/2312-4334-2023-3-40>
18. B.A. Abdurakhmanov, A.Sh. Movlyanov, U.Kh. Sodikov, N. Norkulov. New materials for solar elements on the basis of silicon with CdS and ZnS quantum dots. *Elektronnaya Obrabotka Materialov*, (2005), 4, pp. 89-92.
19. B.A. Abdurakhmanov, M.K. Bakhadyrkhanov, Kh.M. Iliev, S.A. Tachilin, A.R. Toshev. Effect of stress on the Si solar cell parameters. *Applied Solar Energy* (English translation of *Geliotekhnika*), (2005), 41, 2, pp. 65-67.
20. F. N. F. Zikrillayev, Kh. F. Zikrillayev, F. E. Urakova, G. A. Kushiev, D. M. Shukurova, and B. Kh. Ibrahimova. Photovoltaic Cells Based on Silicon with Binary Compounds $\text{Ge}_x\text{Si}_{1-x}$. *Surface Engineering and Applied Electrochemistry*, 2025, Vol. 61, No. 2, pp. 234–239. © Allerton Press, Inc., 2025
21. G.H. Mavlonov, N.F. Zikrillayev, A.A. Usmonov, G.A. Kushiev, Kh.S. Turekeev. X-Ray and Raman Spectroscopy of $(\text{Si}_2)_{1-x}(\text{BP})_x$ Binary Compounds in Silicon.
22. B.A. Abdurakhmanov, Kh.M. Iliev, S.A. Tachilin, A.R. Toshev. Silicon solar cells with Si-Ge microheterojunctions. *Russian Microelectronics*. (2012), 41, 3, pp. 169-171. DOI: 10.1134/S1063739712020023
23. B.A. Abdurakhmanov, Kh.M. Iliev, S.A. Tachilin, A.R. Toshev, B.E. Egamberdiev. The effect of silicon-germanium microheterojunctions on the parameters of silicon solar cells. *Surface Engineering and Applied Electrochemistry*, (2010), 46, 5, pp. 505-507.
24. M.K. Bakhadyrkhanov, Kh.M. Iliev, S.A. Tachilin, S.S. Nasriddinov, B.A. Abdurakhmanov. Impurity photovoltaic effect in silicon with multicharge Mn clusters. *Applied Solar Energy* (English translation of *Geliotekhnika*), (2008), 44, 2, pp. 132-134. DOI:10.3103/S0003701X08020151
25. N. F. Zikrillayev, K. S. Ayupov, N. Narkulov, F. E. Urakova, G. A. Kushiev and O. S. Nematov. Silicon with Binary $\text{Ge}_x\text{Si}_{1-x}$ Compounds. *Surface Engineering and Applied Electrochemistry*, 2024, Vol. 60, No. 6, pp. 806–813. © Allerton Press, Inc., 2024. DOI: 10.3103/S106837552470039X
26. N.F. Zikrillayev, G.A. Kushiev, Sh.I. Hamrokulov, Y.A. Abduganiev. Optical Properties of $\text{Ge}_x\text{Si}_{1-x}$ Binary Compounds in Silicon. *J. Nano- Electron. Phys.* 15 No 3, 03024 (2023) [https://doi.org/jnep.15\(3\).03024M.K](https://doi.org/jnep.15(3).03024M.K)
27. M.K. Bakhadyrkhanov, Kh.M. Iliev, K.S. Ayupov, B.A. Abdurakhmonov, P.Yu. Krivenko, R.L. Kholmukhamedov. Self-organization of nickel atoms in silicon. *Inorganic Materials*, (2011), 47, 9, pp. 962-964. DOI: 10.1134/S0020168511090020
28. Yusupjonova, M.B., Tashmukhamedova, D.A., Umirzakov, B.E., Saidakhmedova, Z.R., Salieva, S.K. Influence of implantation of active metal ions on the composition, emission and optical properties of mgo films. *East European Journal of Physics*, 2025, 2025(1), Pp. 260–264
29. Abraeva, S., Tashmukhamedova, D., Gulyamova, S., Yusupjanova, M., Xujaniyazova, A. Impact of bombardment by Ar^+ , Na^+ and O^{2+} ions on spectra of elastically scattered electrons of single-crystal Ge. *E3s Web of Conferences* Open source preview, 2023, 401, 05006.
30. Ismailov K.A., Kenzhaev Z.T., Koveshnikov S.V., Kosbergenov E.Zh., Ismaylov B.K. Radiation stability of nickel-doped solar cells // *Physics of the Solid State*, 2022, Vol. 64, No. 4, pp. 154–156. DOI: 10.1134/S1063783422040011.
31. Kh.M. Iliev, K. A. Ismailov, E. Zh. Kosbergenov, V. B. Odzhaev, V. S. Prosolovich, Yu. N. Yankovsky, Z. T. Kenzhaev, B. O. Isakov, and G. A. Kushiev, The Influence of γ -Irradiation on the Electrophysical Parameters of Nickel-Doped Silicon Grown by the Czochralski Method // *Surface Engineering and Applied Electrochemistry*, 2025, Vol. 61, No. 6, pp. 851–856. <https://doi.org/10.3103/S1068375525700942>

32. Bakhadyrkhanov M.K., Ismailov K.A., Kosbergenov E.Zh. Thermal stability of electrical parameters of silicon crystal doped with nickel during growth // Semiconductor Physics, Quantum Electronics & Optoelectronics, 2022, Vol. 25, No. 1, pp. 6–9. DOI: 10.15407/spqeo25.01.006.
33. M. N. Mirzayev^{1,2,3} · G. T. Imanova^{1,2,4} · D. Neov⁵ · M. Rasoul² · I. R. Bekpulatov⁶ · F. K. Khallokov⁷ · E. P. Popov⁵ · K. Hasanov¹ · S. Isayeva⁸ · B. Maueyev⁹ · D. M. Mirzayeva¹⁰ · F. Tatardar² · M. Dinu¹¹ · G. Kaminski¹² · A. Vladescu (Dragomir). Correction: Surface evaluation of carbonitride coating materials at high temperature: an investigation of oxygen adsorption on crystal surfaces by molecular dynamics simulation. Journal of Porous Materials (2024) 31:1541 <https://doi.org/10.1007/s10934-024-01637-1>
34. Umirzakov, B. E.; Bekpulatov, I. R.; Imanova, G. T.; Turapov, I. Kh.; and Jumaev, J. M. (2023) "Study of the dependence of the degree of disordering of the surface layers of Si(111) and Ge(111) single crystals upon bombardment with low-energy ions," Eurasian Journal of Physics and Functional Materials: Vol. 7: No. 4, Article 5. DOI: <https://doi.org/10.32523/ejpfm.2023070405>
35. N. F. Zikrillaeva, S. V. Koveshnikova, Kh. S. Turekeeva, and B. K. Ismaylova, Composition of Silicon Alloyed with Gallium and Phosphorus Atoms Journal of Surface Investigation: X-ray, Synchrotron and Neutron Techniques, 2024, Vol. 18, No. 3, p. 764. © Pleiades Publishing, Ltd., 2024
36. N.F. Zikrillaev et al., J. Nano- Electron. Phys. 17 No 2, 02014 (2025) [https://doi.org/10.21272/jnep.17\(2\).02014](https://doi.org/10.21272/jnep.17(2).02014)